




A HIGHER STANDARD OF **QUALITY**

CHALLENGER

TRAILERS



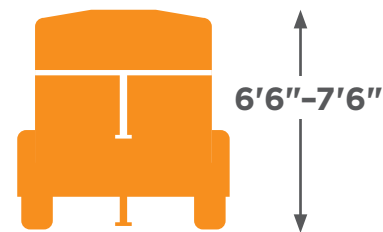
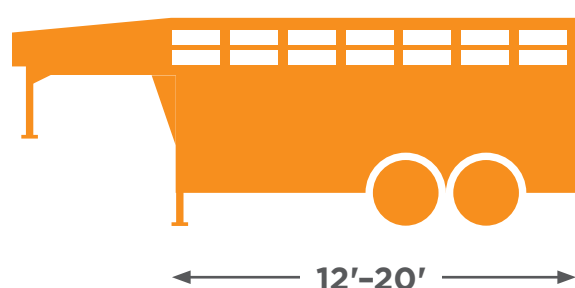
SOLD EXCLUSIVELY THROUGH AUTHORIZED DEALERS:



www.TitanTrailer.com

GOOSENECK CHALLENGER

The Titan Gooseneck Challenger Trailer is the industries value priced leader and worthy of the Titan name. Also available in a Bumper Hitch configuration. **Call (866) 294-4514.**



**Passenger Side
Escape Door**
Standard Feature



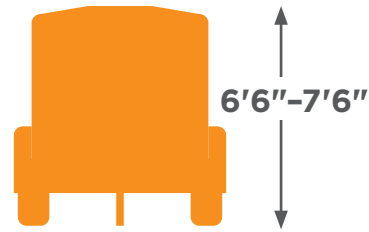
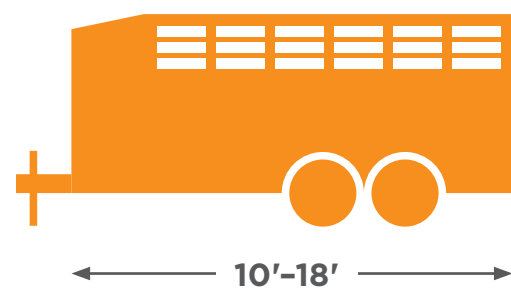
**Silver Mod Wheel
225/75/15 Radial 8 ply**
Standard Feature



**Shown with 16" 8
Bolt Tire Upgrade**
Optional Feature

BUMPER HITCH CHALLENGER

The Titan Bumper Hitch Challenger is our value priced trailer that out performs the competition. **Call (866) 294-4514.**



Spare Tire
Standard Feature



**Back Gate w/
1/2 Slide, Slam Latch
and Butterfly Latch**
Standard Feature



Gravel Guard
Standard Feature



**Silver Mod Wheels,
225/75/15 Radial 8 ply**
Standard Feature



CHALLENGER

COLORS & GRAPHICS

Challenger Name Graphic



CHALLENGER



Titan proudly uses PPG Paint and Dexter Axles.



Colors are representational. Actual painted colors may vary.

BUMPER HITCH CHALLENGER **AVAILABLE LENGTHS**

| Length | No. Center Gates | Axles | Est. Base Weight |
|--------|------------------|-----------|------------------|
| 10' | 0 | 2 x 3500# | 2090# |
| 12' | 0 | 2 x 3500# | 2280# |
| 14' | 1 | 2 x 3500# | 2520# |
| 16' | 1 | 2 x 3500# | 2640# |
| 18' | 1 | 2 x 3500# | 2790# |

GOOSENECK CHALLENGER **AVAILABLE LENGTHS**

| Length | No. Center Gates | Axles | Est. Base Weight |
|--------|------------------|-----------|------------------|
| 12' | 0 | 6 x 6000# | 3180# |
| 14' | 1 | 6 x 6000# | 3380# |
| 16' | 1 | 6 x 6000# | 3560# |
| 18' | 1 | 6 x 7000# | 3760# |
| 20' | 1 | 6 x 7000# | 3960# |
| 22' | 1 | 6 x 7000# | 4120# |
| 24' | 2 | 6 x 7000# | 4300# |



CHALLENGER **STANDARD FEATURES**

| Description | Bumper Hitch | Gooseneck |
|--|--------------|-----------|
| 6'6" Inside Height | • | • |
| 6' Wide | • | • |
| Escape Door on Passenger Side (driver side no charge option) | • | • |
| Torsion Axles | • | • |
| Electric Brakes on all 4 Wheels | • | • |
| 6 Bolt Hubs | • | • |
| Sealed Beam Lights | • | • |
| Spare Tire | • | • |
| Outside Uprights Based on 24" Centers (when applicable) | • | • |
| 1 LED Dome Light | • | • |
| 2-5/16" Coupler with 2000# Topwind Jack | • | |
| Adjustable 2-5/16" Coupler | | • |
| Roof Bows & Crossmembers on 24" Centers | • | • |
| Breakaway Battery Box with Charger and Tester | • | • |
| 7-Prong Heavy Cord | • | |
| Back Gate w/ 1/2 Slide, Slam Latch & Butterfly Latch | • | • |
| Spray on Gravel Guard | • | • |
| Spring Loaded Drop Leg Jack | | • |
| 7-Prong Cold Weather Cord with Junction Box | | • |
| Fold Down Calf Gate in Nose | | • |

CHALLENGER

OPTIONAL FEATURES



PLEXIGLASS



TACK ORGANIZER AND BRUSH TRAY



ILLUMINATED TITAN HAT NOSE GRAPHIC

| Description | Bumper Hitch | Gooseneck |
|------------------------|--------------|-----------|
| Height & Width Options | | |
| 7' Tall | • | • |
| 7 1/2' Tall | • | • |
| 6'8" Wide | • | • |

| Description | Bumper Hitch | Gooseneck |
|--|--------------|-----------|
| Lights & Trim | | |
| Illuminated Titan Hat Nose Graphic | • | • |
| Illuminated Name Plate on Nose | • | • |
| Extra LED Dome Light | • | • |
| LED Porch Light | • | • |
| LED Back-Up Lights | • | • |
| Double Tail Lights | • | • |
| Extra Clearance Light | • | • |
| 3 Lights in Nose | • | • |
| Top Clearance Lights at Rear | • | • |
| Mid-Mount LED Turn Signals (Per Pair) | • | • |
| LED High-Beam Loading Light | • | • |
| 6 Prong Plug | • | • |
| 7-Way Plug with Cold Weather Cord (Stays Flexible during Winter) | • | |
| Semi Plug with Double Tail Lights | • | • |
| Wire Plug to Receiver Hitch | • | • |
| Elite Shield (Line X Equivalent) Gravel Guard (Per Square Foot) | • | • |

| Description | Bumper Hitch | Gooseneck |
|------------------------|--------------|-----------|
| Sides & Windows | | |
| Enclosed With Metal | • | • |
| Plexiglas | • | • |
| Other Than 54" Sides | • | • |
| Split Sides | • | • |
| Split Escape Door | | • |
| Brush Fenders | • | • |
| Catwalk Running Boards | • | • |

| Description | Bumper Hitch | Gooseneck |
|---|--------------|-----------|
| Axles (Non-Standard Axles may increase lead time) | | |
| Spring EZ Lube | • | • |
| Oil Bath Hub (Per Axle) | • | • |
| Surge Brakes | • | |
| Single 7000# Torsion EZ Lube w/ 10 ply Tires | • | • |
| 6000# Torsion w/ 15" Radials | • | |
| 6000# Torsion w/ 16" 10 ply Radials | • | • |
| 7000# Torsion EZ Lube | • | • |



| Description | Bumper Hitch | Gooseneck |
|---|--------------|-----------|
| Doors, Windows, Vents, & Ramps | | |
| Extra Escape Door | • | • |
| 48" Wide Escape Door | • | • |
| 54" Wide Escape Door | • | • |
| Extra Factory Steel Door | • | • |
| Screened Camper Door w/ Vertical Window (Will not work with a Swingout Saddle Rack) | • | • |
| Walk thru Door in Solid Wall | • | • |
| Tack Door in Nose (Left, Right or Front) | | • |
| Aluminum Fold Down Rear Ramp w/ Double Doors Above | • | • |
| Aluminum Fold Down Rear Ramp Behind Back Door(s) | • | • |
| 4' Aluminum Side Ramp with Door Above | • | • |
| 5' Aluminum Side Ramp with Door Above | • | • |
| 6' Aluminum Side Ramp with Door Above | • | • |
| Sliding Vents Under Nose | | • |
| Vent Package (Sliding Vents Under Nose & Tack Door In The Front) | | • |
| 2-Way Pop Up Roof Vent | • | • |
| Dome Style Roof Vent with 12V Fan | • | • |
| Dome Style Roof Vent Braced for AC | • | • |
| Mid Mount Drop Down Feed Door w/ Window and Drop Bars | • | • |
| 16"x24" Vertical Window w/Slide in Factory Steel Door | • | • |
| 30"x30" Bus Window w/ Slide | • | • |
| 12"x24" Bus Window w/ Slide | • | • |
| 18"x44" Bus Window w/ Slide | | • |
| 18"x24" Bus Window w/ Slide | | • |
| 14"x34" Bus Window w/ Slide | | • |
| Escape Window in Nose | | • |

| Description | Bumper Hitch | Gooseneck |
|---|--------------|-----------|
| Aluminum Options | | |
| Brushed Aluminum Fenders | • | • |
| Aluminum Tread Bright Fenders | • | • |
| Aluminum Hay Rack (5' x 8') and Aluminum Ladder | • | • |
| Aluminum Tread Bright Gravel Guard Package | • | • |

| Description | Bumper Hitch | Gooseneck |
|--|--------------|-----------|
| Compartments & Dividers | | |
| Permanent Rear Tack w/ Double Back Doors | • | • |
| Collapsible Rear Tack | • | • |
| Mid-Tack Full Width Behind Dress Wall w/ Door | • | • |
| Mid-Tack in Corner of Dressing Room w/Door | • | • |
| Stud Gate (not telescopic, Slant Center Gate) | • | • |
| Slant Divider | • | • |
| Hang Rubber Mat from Bottom of Divider | • | • |
| Divider Extension | • | • |
| Straight Load Feed Manger w/ Head Divider, 2 Feed Doors, 2 Tack Doors 2-1 Tier Saddle Rack | • | • |
| Straight Divider w/ Butt Bars, Breast Bar, Swinging Head Divider, and Removable Post | • | • |
| Solid Dressing Room Wall w/ Factory Steel Door & Sub-Floored | • | • |
| Swing Wall w/ Sides Enclosed to Front | • | • |
| Bi-Fold Swing Wall w/ Sides Enclosed to Front | • | • |
| Swing Wall w/ Sides Not Enclosed | • | • |
| Bi-Fold Swing Wall w/ Sides Not Enclosed | • | • |

| Description | Bumper Hitch | Gooseneck |
|--|--------------|-----------|
| Center Gate & Back Gate Options | | |
| Upgrade to Sliding Center Gate from Standard Center Gate | • | • |
| Extra Center Gate | • | • |
| Extra Sliding Center Gate | • | • |
| Extra Gate Setting | • | • |
| Delete Challenger Center Gate | • | • |
| One Piece Slatted Back Gate | • | • |
| Back Gate Fully Enclosed With No Slide | • | • |
| Back Gate Fully Enclosed With 1/2 Slide | • | • |
| Double Back Doors w/ Cam Locks and Lockable Hasps | • | • |
| Slatted Double Back Doors w/ Cam Locks and Lockable Hasps | • | • |
| Anti-Sag Block on Center Gate in Open Position | • | • |
| Drop/Prop Rod on 1/2 Slide Back Gate | • | • |
| Multi-Position Back Gate Lock (Locks Back Gate Open in Multiple Positions) | • | • |

| Description | Bumper Hitch | Gooseneck |
|-----------------|--------------|-----------|
| Tires | | |
| 10 ply | • | • |
| Aluminum Wheels | • | • |

| Description | Bumper Hitch | Gooseneck |
|---|--------------|-----------|
| Jacks | | |
| 5K Topwind Jack (in Lieu of 2K) in A-Frame Coupler | • | |
| Double 12,000# Dual Pin Jacks | • | • |
| 2 Speed Drop Leg Jack (Not Spring Loaded or Dual Pin) | • | • |
| Double 2 Speed Drop Leg Jack (Not Spring Loaded or Dual Pin) | • | • |
| Single Bulldog Velocity Series 12,000# Electric Jack (Includes Battery & Battery Tray) | • | • |
| Double Bulldog Velocity Series 12,000# Electric Jack (Independent Control, Includes Battery and Battery Tray) | • | • |
| Single Bigfoot Hydraulic Jack includes Battery, Battery Tray and Battery Box. | • | • |
| Double Bigfoot Hydraulic Jack includes Battery, Battery Tray and Battery Box | • | • |

| Description | Bumper Hitch | Gooseneck |
|--|--------------|-----------|
| Flooring Options | | |
| Sure Foot Flooring (Rubber Floor System - Self Draining) | • | • |
| Blackwood Rubber Infused Lumber | • | • |
| Rubber Composite Flooring (Includes 12" Cross Members) | • | • |
| Tread Rubber | • | • |
| Rubber Floor Mats | • | • |



| Description | Bumper Hitch | Gooseneck |
|--|--------------|-----------|
| Dressing Room/Tack Room Options | | |
| Tack Organizer | • | • |
| Kick Mat on Slant Wall (Horse Side) | • | • |
| 2 - Single Tier Slide out Saddle Racks (Straight Load Trailers Only) | • | • |
| 3 Tier Saddle Rack | • | • |
| 4 Tier Saddle Rack | • | • |
| To Make Saddle Rack Swing Out | | • |
| Extra Saddle Rack Setting | • | • |
| Swingout Blanket Bar (6 Tier) | • | • |
| Removable Bridle Hook Bar (4 Bridle Hooks) | • | • |
| Extra Bridle Hook | • | • |
| Extra Tie Loop | • | • |
| Extra Brush Tray | • | • |
| Extra Blanket Bar | • | • |
| Water Tank | • | • |
| Straight Nose | | • |
| Short Straight Nose (1/2 Nose) | | • |
| Full Width Boot Box - Oak with Titan Logo | • | • |
| 1/2 Boot Box - Oak with Titan Logo | • | • |
| Electrical Package - 30A Cord, Breaker Box and 1 Outlet | • | • |
| Additional Outlets | • | • |
| 13,500 B.T.U. Air Conditioner includes 30A Cord and Breaker Box | • | • |
| 15,000 B.T.U. Air Conditioner includes 30A Cord and Breaker Box | • | • |
| Carpet Package | • | • |

| Description | Bumper Hitch | Gooseneck |
|---------------------------------|--------------|-----------|
| Horse/Stock Area Options | | |
| Buggy Ramps | • | • |
| Corner Feed Bag | • | • |
| Padded Stall | • | • |
| Undercoat Inside Roof | • | • |
| Undercoat Underneath of Trailer | • | • |
| Undercoat Inside Walls 20" Up | • | • |

| Description | Bumper Hitch | Gooseneck |
|--|--------------|-----------|
| Miscellaneous Options | | |
| Auto lock Coupler with Cable Release | | • |
| Tie Rail On Side | • | • |
| Receiver Hitch | • | • |
| Camper Step | • | • |
| Panel Hooks | • | • |
| Skid Plate on Rear Bumper | • | • |
| Battery Tray | • | • |
| 12 Volt Deep Cycle Battery | • | • |
| Aluminum Battery Box | • | • |
| Plastic Battery Box | • | • |
| Propane Tray | • | • |
| Awning | • | • |
| Block Axles up 2" | • | • |
| Extend Tongue 12" | • | |
| Plate/Beefed-Up Rear Corners - Standard on 24' and Above | • | • |
| EZ Jack Mounted Under Spare Tire | • | • |
| Fold Up Spare Tire Carrier | | • |